





Applications

- ◆ T-mat is designed for installation into thin adhesive beds, levelling compounds or thin screed beds beneath tiled and wooden floor finish.
- ◆ 150w/m² heating mats are suitable as a primary heating source providing you have adequate insulation. These are our most commonly used mats for kitchens, dining rooms, large bathrooms and most other areas with tiled floors.
- ◆ 200w/m² underfloor heating mats are generally used in areas where high heat loss is a problem, such as conservatories. These mats are only suitable under tiled floors, giving a 25% faster warm up time.
- ◆ Renovated and thin floors
- ◆ Under tile
- ◆ Under timber
- ◆ Approvals  




Commodity Introduction

T-mat uses a twin conductor heating cable for easy of installation and very low EMF. The mat thickness of only 4.0mm enables underfloor heating installations into most quality two-part adhesive with a minimum increase in floor height.


Technical Data

Cable construction	Twin conductor
Conductor	Solid heating core
Insulation	Fluoropolymer
Shield	Al foil and Cu wire
Protective jacket	PVC
Connector	Out splice
Outside diameter	3.6mm
Rated voltage	230VAC
Power output	150W/m ² 200W/m ²
Resistance tolerance	+10/-5 %



Features

- ◆ 150W/m² 200W/m²
- ◆ Twin conductor heating cable
- ◆ Very low EMF
- ◆ Only one cold tail for ease of installation, 2.5meters
- ◆ Thin, only 4.0mm
- ◆ Self adhesive
- ◆ Flexible
- ◆ 100% screened



Part Number	Heat Area m ²	Mat Size m×m	Wattage w
T-mat150-1.0	1	0.5×2	150
T-mat150-1.5	1.5	0.5×3	225
T-mat150-2.0	2	0.5×4	300
T-mat150-2.5	2.5	0.5×5	375
T-mat150-3.0	3	0.5×6	450
T-mat150-3.5	3.5	0.5×7	525
T-mat150-4.0	4	0.5×8	600
T-mat150-5.0	5	0.5×10	750
T-mat150-6.0	6	0.5×12	900
T-mat150-7.0	7	0.5×14	1050
T-mat150-8.0	8	0.5×16	1200
T-mat150-9.0	9	0.5×18	1350
T-mat150-10	10	0.5×20	1500
T-mat150-12	12	0.5×24	1800

Part Number	Heat Area m ²	Mat Size m×m	Wattage w
T-mat200-1.0	1	0.5×2	200
T-mat200-1.5	1.5	0.5×3	300
T-mat200-2.0	2	0.5×4	400
T-mat200-2.5	2.5	0.5×5	500
T-mat200-3.0	3	0.5×6	600
T-mat200-3.5	3.5	0.5×7	700
T-mat200-4.0	4	0.5×8	800
T-mat200-5.0	5	0.5×10	1000
T-mat200-6.0	6	0.5×12	1200
T-mat200-7.0	7	0.5×14	1400
T-mat200-8.0	8	0.5×16	1600
T-mat200-9.0	9	0.5×18	1800
T-mat200-10	10	0.5×20	2000
T-mat200-12	12	0.5×24	2400